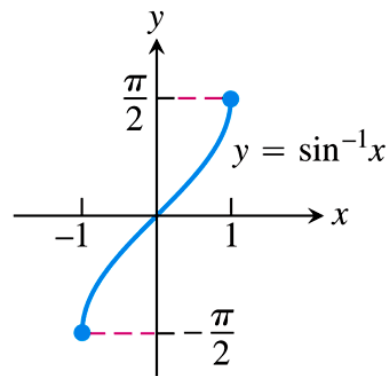
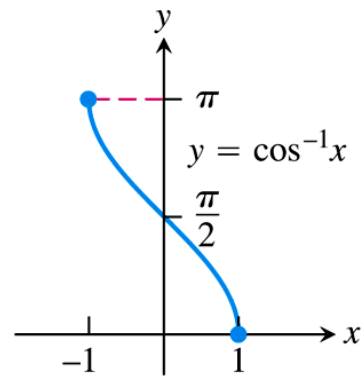


Domain:  $-1 \leq x \leq 1$   
 Range:  $-\frac{\pi}{2} \leq y \leq \frac{\pi}{2}$



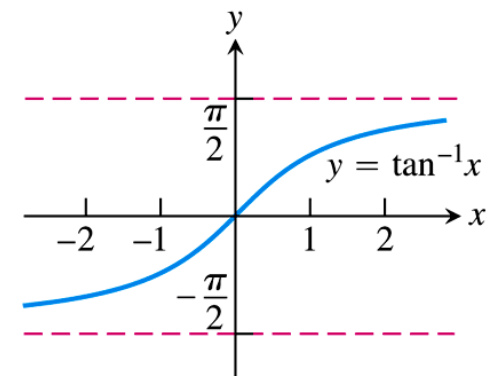
(a)

Domain:  $-1 \leq x \leq 1$   
 Range:  $0 \leq y \leq \pi$



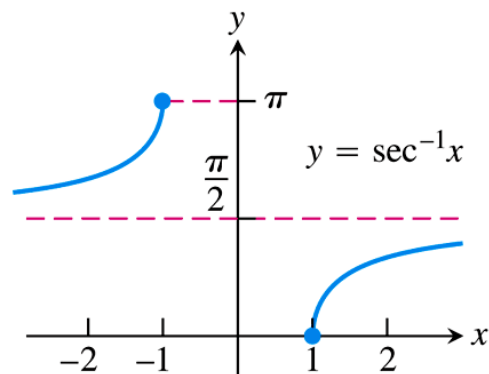
(b)

Domain:  $-\infty < x < \infty$   
 Range:  $-\frac{\pi}{2} < y < \frac{\pi}{2}$



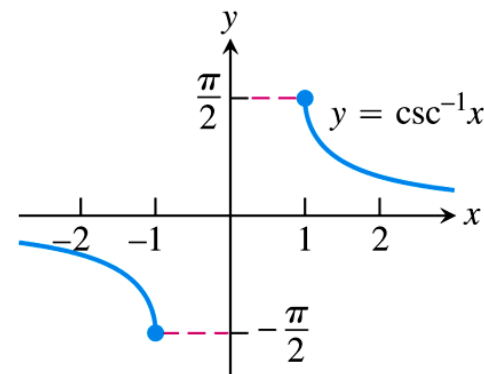
(c)

Domain:  $x \leq -1$  or  $x \geq 1$   
 Range:  $0 \leq y \leq \pi, y \neq \frac{\pi}{2}$



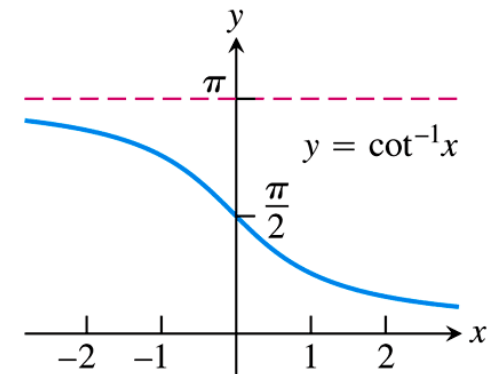
(d)

Domain:  $x \leq -1$  or  $x \geq 1$   
 Range:  $-\frac{\pi}{2} \leq y \leq \frac{\pi}{2}, y \neq 0$



(e)

Domain:  $-\infty < x < \infty$   
 Range:  $0 < y < \pi$



(f)

**FIGURE 7.15** Graphs of the six basic inverse trigonometric functions.